

AGM

MOTORRADBATTERIEN

ABSORBIERENDES GLASFASERVLIES TECHNOLOGIE ÜBERLEGENE STARTLEISTUNG. HERVORRAGENDE VIBRATIONSFESTIGKEIT.


Bei der Landport AGM-Serie handelt es sich um Starterbatterien mit absorbierendem Glasfaservlies als Elektrolytträger, die sich durch starke Anlassleistung und hervorragende Vibrationsfestigkeit unterscheiden. Diese Blei-Säure-Batterien sind trocken vorgeladen und werden mit passendem Säurepack zur Erstbefüllung geliefert. Einfach die Batterie füllen und aufladen - schon ist sie einsatzbereit! Einmal aktiviert, sind Landport AGM-Batterien absolut auslaufsicher und 100% wartungsfrei. Geeignet für Motorräder, Scooter und Freizeitfahrzeuge, die das ganze Jahr über genutzt werden. Erhältlich als 12V-Batterien mit Kapazitäten von 2.3Ah bis 21Ah.



MERKMALE

- ABSORBIERENDES GLASFASERVLIES TECHNOLOGIE
- ÜBERLEGENE STARTLEISTUNG
- HERVORRAGENDE VIBRATIONSFESTIGKEIT
- NACH AKTIVIERUNG 100% WARTUNGSFREI





























































OFFIZIELLER VERTEILER



power on command



MODELLE UND TECHNISCHE DATEN

Modell	Artikelnummer	Spannung (V)	Kapazität Ah (10hr)	CCA A (EN)	Länge (mm)	Breite (mm)	Höhe (mm)	Gesamt höhe (mm)	Anordnung	Pol klemmen
YT4B-BS	MB YT4B-BS	12	2,3	-	113	38	86	86		
YTR4A-BS	MB YTR4A-BS	12	2,3	40	113	48	85	85		
YTX4L-BS	MB YTX4L-BS	12	3	-	113	70	85	85		
YTX5L-BS	MB YTX5L-BS	12	4	-	113	70	105	105		
YTX7L-BS	MB YTX7L-BS	12	6	100	113	70	130	130		
YTZ7S-BS	MB YTZ7S-BS	12	6	100	113	70	105	105		
YTX7A-BS	MB YTX7A-BS	12	6	105	150	87	93	93		
YT7B-BS	MB YT7B-BS	12	6,5	110	150	66	93	93		
YT9B-BS	MB YT9B-BS	12	8	115	150	70	105	105		
YTX9-BS	MB YTX9-BS	12	8	110	150	87	105	105		
YTZ10S-BS	MB YTZ10S-BS	12	8,6	150	150	88	93	93		
YTX9A-BS	MB YTX9A-BS	12	9	140	135	75	139	139		
YT12A-BS	MB YT12A-BS	12	10	-	150	88	105	105		
YT12B-BS	MB YT12B-BS	12	10	-	150	70	130	130		
YTX12-BS	MB YTX12-BS	12	10	150	150	87	130	130		
YTZ12S-BS	MB YTZ12S-BS	12	11	190	151	87	110	110		
YTZ14S-BS	MB YTZ14S-BS	12	11,2	200	151	87	110	110		
YTX14AH-BS	MB YTX14AH-BS	12	12	200	134	89	166	166		
YTX14AHL-BS	MB YTX14AHL-BS	12	12	200	134	89	166	166		
YTX14-BS	MB YTX14-BS	12	12	190	150	87	145	145		
YTX14L-BS	MB YTX14L-BS	12	12	190	150	87	145	145		
YT14B-BS	MB YT14B-BS	12	12	190	150	70	145	145		
YTX15L-BS	MB YTX15L-BS	12	13	210	175	87	130	130		
YTX16-BS	MB YTX16-BS	12	14	220	150	88	161	161		
YTX16-BS-1	MB YTX16-BS-1	12	14	220	150	88	161	161		
YTX18L-BS	MB YTX18L-BS	12	17,7	300	206	89	162	162		
YTX20CH-BS	MB YTX20CH-BS	12	18	270	150	87	161	161		
YTX20-BS	MB YTX20-BS	12	18	250	175	87	154	154		
YTX20HL-BS	MB YTX20HL-BS	12	18	310	175	87	154	154		
YTX20L-BS	MB YTX20L-BS	12	18	250	175	87	154	154		
YTX24HL-BS	MB YTX24HL-BS	12	21	340	206	89	162	162	